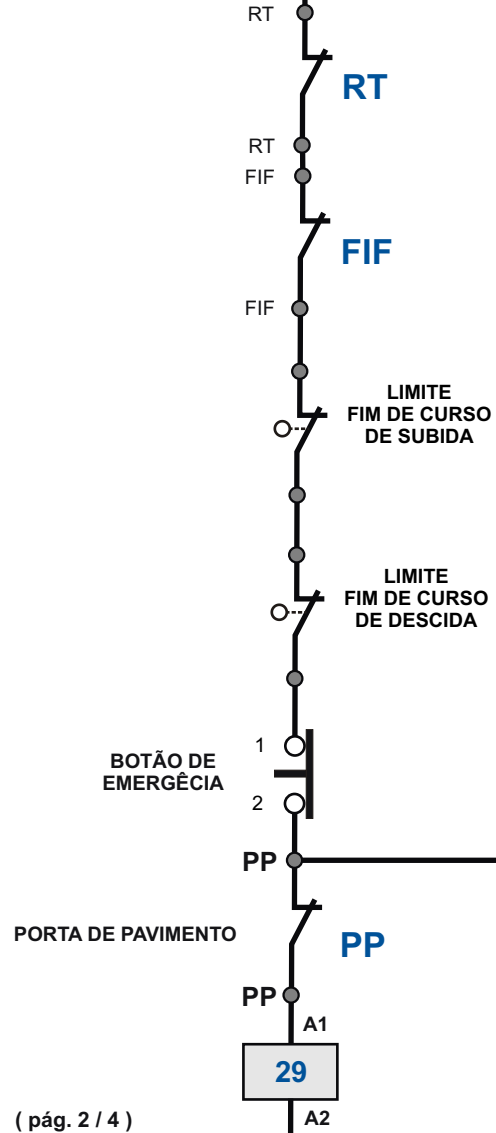


0 Vac  
(pág. 2 / 4)



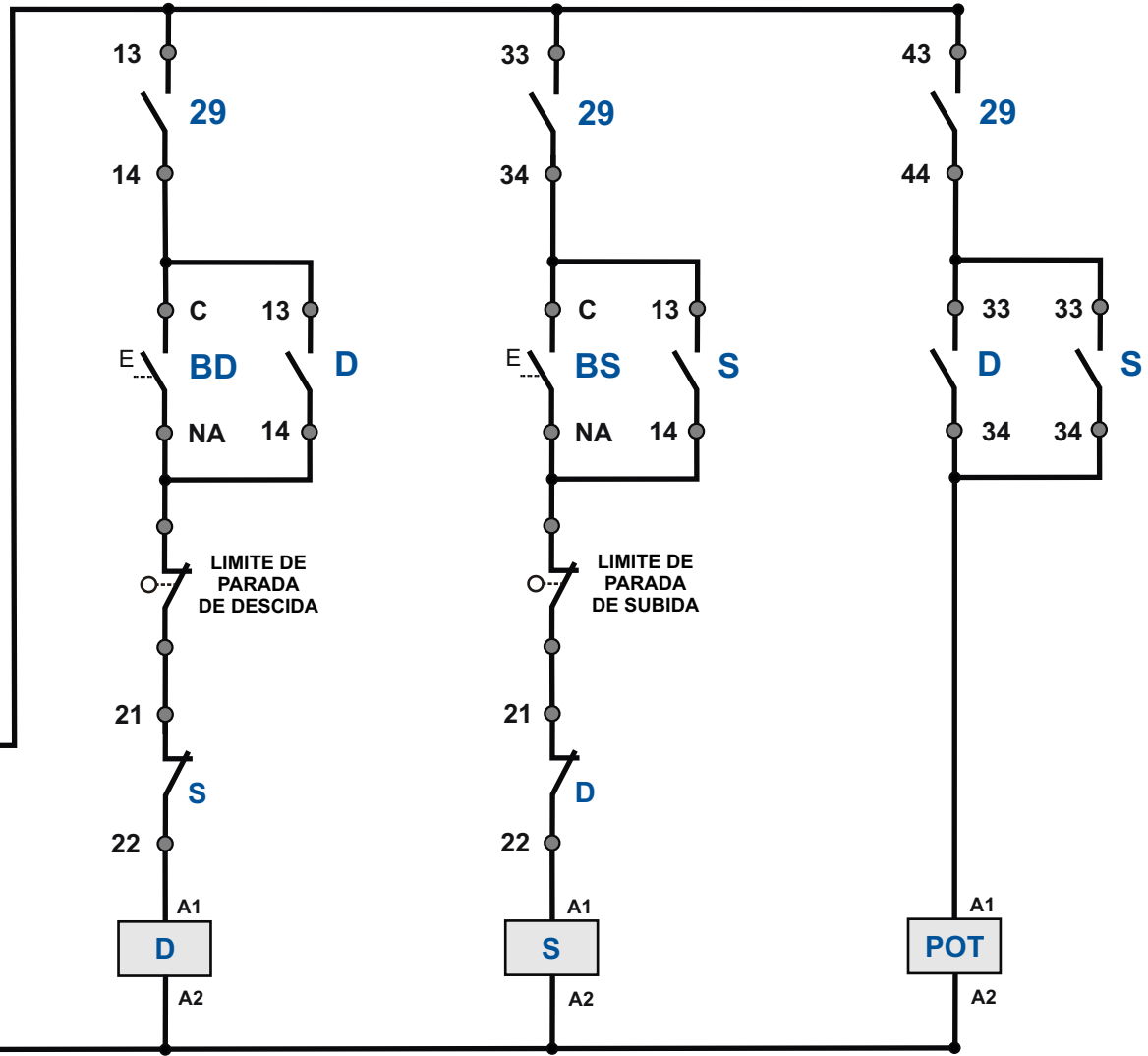
**ELEVATEC®**  
ELEVADORES & COMPONENTES  
Rua João de Barros, 72  
Aparecida - C.E.P : 11025-260  
Santos - São Paulo  
Fone : ( 13 ) 3278 - 0200

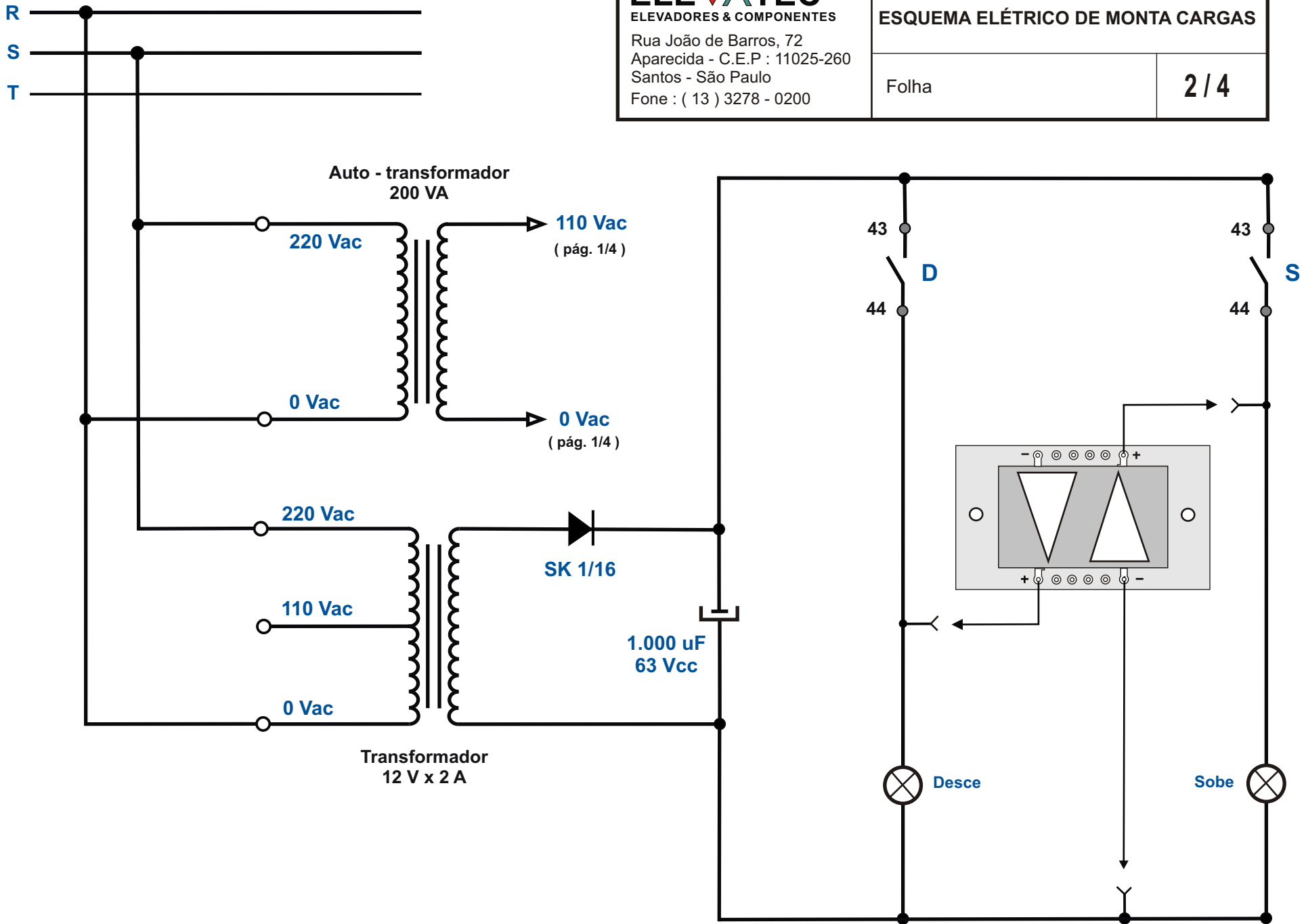
Título :

**ESQUEMA ELÉTRICO DE MONTA CARGAS**

Folha

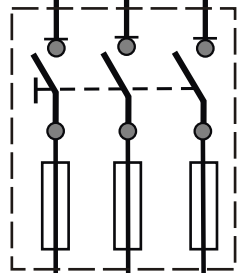
1 / 4



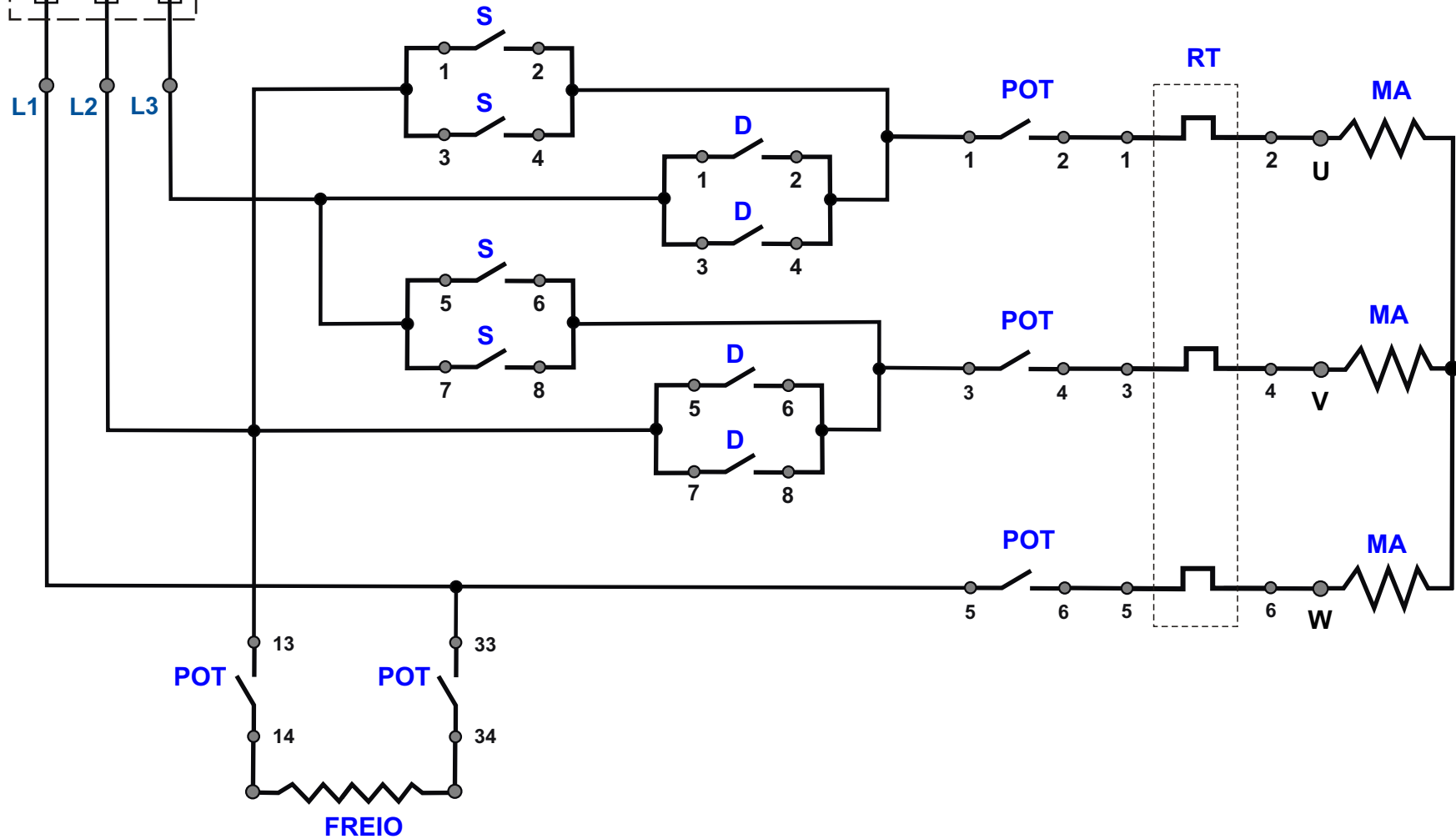


R  
S  
T

<b>ELEVATEC®</b> ELEVADORES & COMPONENTES Rua João de Barros, 72 Aparecida - C.E.P : 11025-260 Santos - São Paulo Fone : ( 13 ) 3278 - 0200		Título : <b>ESQUEMA ELÉTRICO DE MONTA CARGAS</b>	
Folha		3 / 4	



Chave seccionadora da edificação



# Simbologia

**ELEVATEC®**

ELEVADORES & COMPONENTES



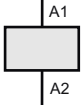
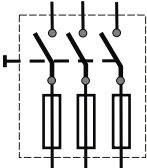


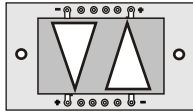




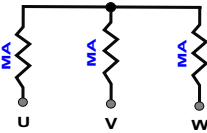


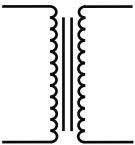
Rua João de Barros, 72  
Aparecida - C.E.P : 11025-260  
Santos - São Paulo  
Fone : ( 13 ) 3278 - 0200

Título :

**ESQUEMA ELÉTRICO DE MONTA CARGAS**

Folha

**4 / 4**

 <p><b>Fusível</b></p>	 <p><b>Botão com contato do tipo NF</b></p>	 <p><b>Contatora</b></p>	 <p><b>Chave seccionadora</b></p>
 <p><b>Contato do tipo NF</b></p>	 <p><b>Botão tipo NA com retorno por mola</b></p>	 <p><b>Seta de leds ( 600 SD )</b></p>	 <p><b>Freio</b></p> <p><b>Bobina de freio</b></p>
 <p><b>Contato do tipo NA</b></p>	 <p><b>Resistor Fixo</b></p>	 <p><b>Lâmpada ( sinalização )</b></p>	 <p><b>Motor Trifásico ( 1 velocidade )</b></p>
 <p><b>Limite</b></p>	 <p><b>Diodo retificador</b></p>		
 <p><b>Transformador</b></p>			