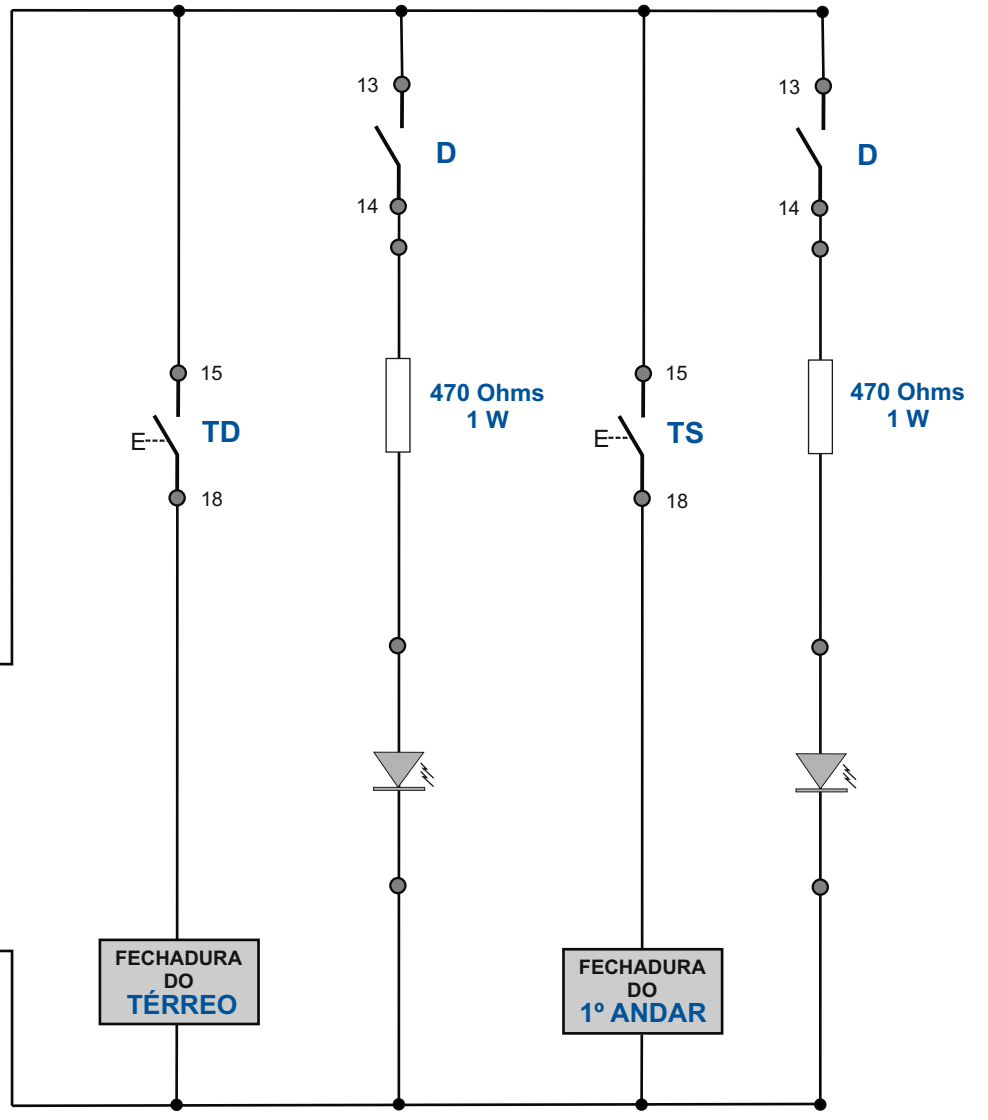
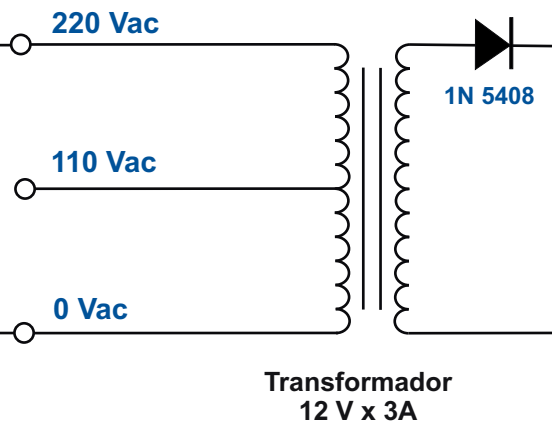
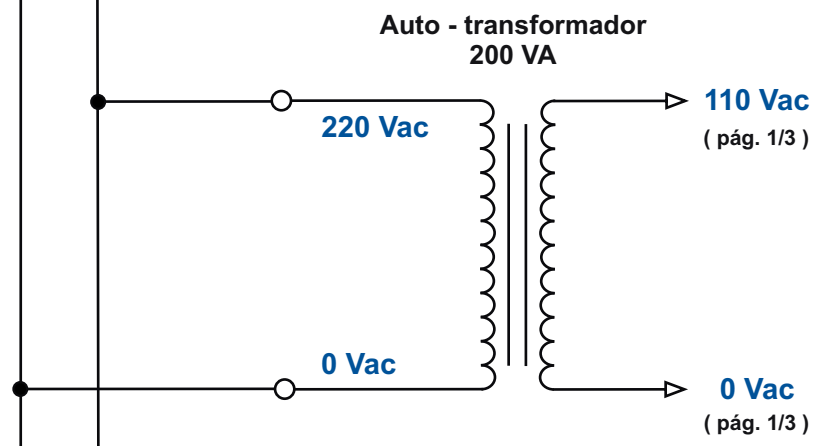


R
S
T

ELEVATEC®
ELEVADORES & COMPONENTES
Rua João de Barros, 72
Aparecida - C.E.P : 11025-260
Santos - São Paulo
Fone : (13) 3278 - 0200

Título : ESQUEMA ELÉTRICO DE PLATAFORMA DE ACESSIBILIDADE	
Folha	2 / 3





SENSOR DE EMBUTIR TUBULAR

Modelo: **07-919** – Cabos 22AWG de 300 mm.

Distância de acionamento : **16mm**

www.hasco.com.br

ELEVATEC®

ELEVADORES & COMPONENTES

Rua João de Barros, 72

Aparecida - C.E.P : 11025-260

Santos - São Paulo



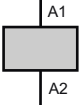


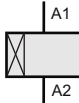


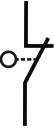


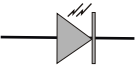
Fone : (13) 3278 - 0200

Título :

**ESQUEMA ELÉTRICO DE PLATAFORMA
DE ACESSIBILIDADE**

Folha

3 / 3

	Fusível		Botão com contato do tipo NF		Contatora
	Contato do tipo NF		Botão tipo NA com retorno por mola		Acionamento temporizado
	Contato do tipo NA		Resistor Fixo		
	Limite		Diodo retificador		
	Transformador		Diodo emissor de luz. (LED)		